



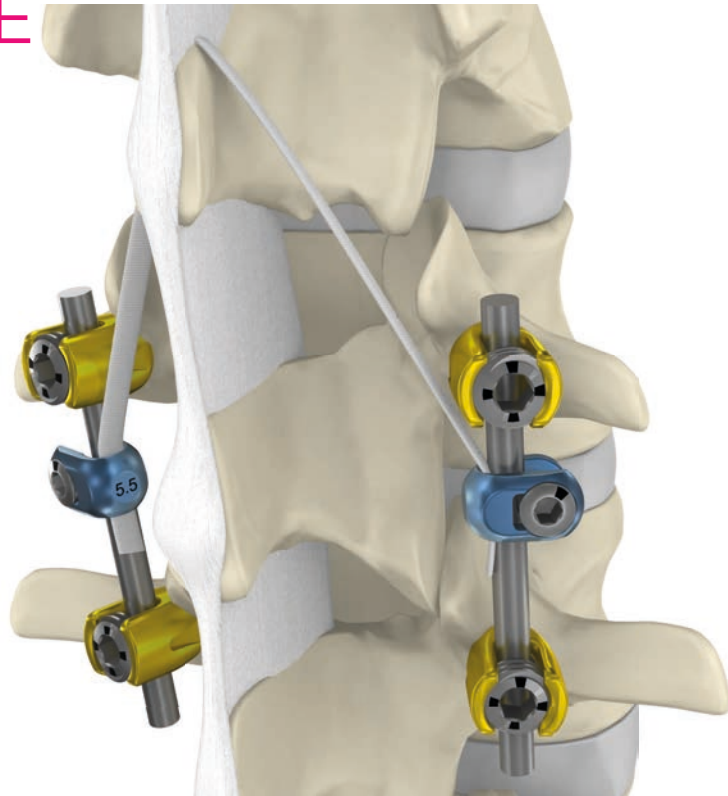
Jazz™

PF

Posterior Fixation System
of the Spine



STERILE



Jazz™
PF

BIBLIOGRAPHY

1- Adolescent Idiopathic Scoliosis (AIS)

1-1 Correction efficacy

1.1.1 Eur Spine J. 2016 Nov 5.

Titanium vs cobalt chromium: what is the best rod material to enhance adolescent idiopathic scoliosis correction with sublaminar bands?
Angelliaume A, Ferrero E, Mazda K, Le Hanneur M, Accabled F, de Gauzy JS, Ilharreborde B.

1.1.11 Biomed Res Int. 2016 Nov 23.

How Sublaminar Bands Affect Postoperative Sagittal Alignment in AIS Patients with Preoperative Hypokyphosis? Results of a Series of 34 Patients with 2-Year Follow-Up.

Pesenti S, Chalopin A, Peltier E, Choufani E, Ollivier M, Fuentes S, Blondel B, Jouve JL

1.1.2 Arch Orthop Trauma Surg. (2017)

Posterior elements disruption with hybrid constructs in AIS patients: is there an impact on proximal junctional kyphosis?

Ghailane S, Pesenti S, Peltier E, Choufani E, Blondel B, Jouve JL

1.1.3 Eur Spine J. 2017 doi:10.1007/s00586-017-5166-8

Correction of hypokyphosis in thoracic adolescent idiopathic scoliosis using sublaminar bands: a 3D multicenter study.

Ilharreborde B, Pesenti S, Ferrero E, Accadbled F, Jouve JL, Sales de Gauzy J, Mazda K.

1.4 Eur Spine J. 27, 150-156. (2018)

Hybrid constructs pedicle screw with apical sublaminar bands versus pedicle screws only for surgical correction of adolescent idiopathic scoliosis.

Palmisani, M., Dema, E., Cervellati, S. & Palmisani, R.

1-2 Safety

1.2.1 J Pediatr Orthop. 2016 Feb 10.

Do Sublaminar Polyester Bands Affect the Outcomes of Postoperative Infections after Adolescent Idiopathic Scoliosis Surgery?

Issa SP, Angelliaume A, Vidal C, Mazda K, Ilharreborde B.

1.2.2 Int Orthop. 2017 May. Doi : 10.1007/s00264-017-3512-4.

Bone substitutes in adolescent idiopathic scoliosis surgery using sublaminar bands: is it useful? A case-control study.

Pesenti S, Ghailane S, Varghese J J, Ollivier M, Peltier E, Choufani E, Bollini G, Blondel B, Jouve JL

1-3 Specific related techniques

1.3.1 J Craniovert Jun Spine 2018;9:167-9.

A novel surgical technique aiding the reduction of lumbar spondylolisthesis using the Jazz™ Band.

Gordon R, Mac Donald J, and Darwish N.

1-4 Imaging system

1.4.1 Eur Spine J. 2018 Apr 24. doi: 10.1007/s00586-018-5591-3. [Epub ahead of print]

Preliminary experience with SpineEOS, a new software for 3D planning in AIS surgery.

Ferrero E, Mazda K, Simon AL, Ilharreborde B.

2- Degenerative

2.1 Orthopedics. 39, e794-9 (2016).

Preventing Proximal Adjacent Level Kyphosis With Strap Stabilization.

Zaghloul, K. M., Matoian, B. J., Denardin, N. B. & Patel, V.

2.2 Oper Neurosurg (Hagerstown). 2018 Apr 24. doi: 10.1093/ons/opy065. [Epub ahead of print]

A Pilot Study on Posterior Polyethylene Tethers to Prevent Proximal Junctional Kyphosis After Multilevel Spinal Instrumentation for Adult Spinal Deformity.

Buell T J, Buchholz AL, Quinn JC, Bess S, Line BG, Ames CP, Schwab FJ, Lafage V, Shaffrey CI, Smith JS.

2.3 J Neurosurg Spine. 2018 May;28(5):520-53.

Prospective assessment of the safety and early outcomes of sublaminar band placement for the prevention of proximal junctional kyphosis.

Viswanathan VK, Kukreja S, Minnema AJ, Farhadi HF.

2.4 Neurosurg Focus. 44, E13 (2018).

The unreimbursed costs of preventing revision surgery in adult spinal deformity: analysis of cost-effectiveness of proximal junctional failure prevention with ligament augmentation.

Safaei, M. M., Dalle Ore, C. L., Zygorakis, C. C., Deviren, V. & Ames, C. P.

2.5 World Neurosurg (2018).

Attenuation of Proximal Junctional Kyphosis Using Sublaminar Polyester Tension Bands: A Biomechanical Study.

Cho, S. K., Caridi, J., Kim, J. S., Cheung, Z. B., Gandhi, A. & Inzana, J.

INDICATIONS

The Jazz™ systems are temporary implants to be used in orthopedic surgery. The Jazz™ systems are intended to provide temporary stabilization as a bone anchor during the development of solid bony fusion and aid in the repair of bone fractures.

The Jazz™ systems are designed primarily for a posterior fixation. The indications for use include the following applications:

- Traumatic spinal surgery, use in sub-laminar and interspinous cases and in facet connection techniques
- Surgery for spinal deformations such as scoliosis, kyphosis, lordosis, etc.
- Degenerative spinal surgery as a supplement to vertebral fusion, such as degenerative discopathy, stenosis, or spondylolisthesis.

The Jazz™ Systems may also be used in conjunction with other medical implants made of titanium alloy, unalloyed titanium or Cobalt-Chromium-molybdenum alloy to help secure the fixation of other implants.

OPERATIVE TECHNIQUE

The patient is positioned prone (ventral decubitus) in respect of the anatomical sagittal curvatures in order to avoid modifications of the intervertebral angles (opening or closure) at the operated levels.


The surgeon can choose to use either the Jazz™ Band or Jazz™ Passer Band with the dedicated Passers instruments. In this last case, refer to the Jazz™ Passer operative technique.



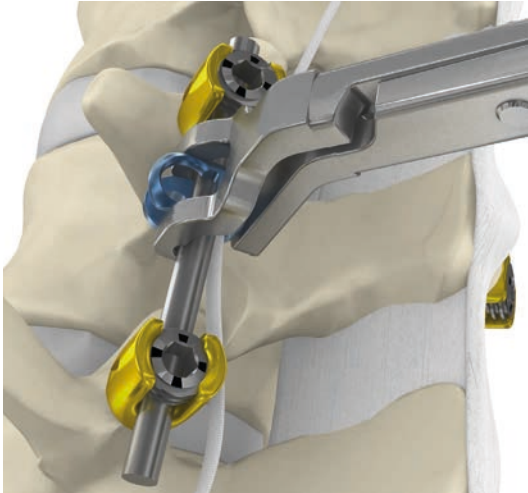
BAND PASSAGE THROUGH 1ST CONNECTOR

Pass the Band through the connector and verify that the Band is not twisted.

Regardless of the band selected, be sure that the metal strip, buckle, splices and welded surfaces of the band are outside of the Connector.



OPERATIVE TECHNIQUE



After checking the accurate positioning of the Band, snap the Connector on the rod with the Snapping Forceps.

POSITION THE 1ST JAZZ™ PF ONTO THE ROD

According to the surgical parameters, position the 1st Jazz™ PF on the construct on either the right or left rod. Position the Jazz™ PF with the Band against the rod, below the top screws.

Make sure there is enough space between the connector and pedicle screws to allow use of the Snapping Forceps. The buckle of the Band should be caudal to the Connector, approximately 5cm from the Connector.

LOCK THE 1ST JAZZ™ PF ONTO THE ROD

Squeeze the Snapping Forceps closed, final tighten the locking screw with the dedicated 3.5 Hexagonal Screwdriver.



OPERATIVE TECHNIQUE



Pass the Band through the incision taking care not to twist it, so the Band lays flat against the UIV+1 spinous process.

PASSAGE OF THE BAND THROUGH THE INTER-SPINOUS LIGAMENT

With a scalpel, make an incision of the inter-spinous ligament at the next adjacent level of the arthrodesis (UIV+1). Incision should be as close as possible to the UIV+1 spinous process.

It is mandatory to keep the inter-spinous ligament intact.

POSITION THE BAND IN THE 2ND CONNECTOR AND CLIP ONTO THE ROD

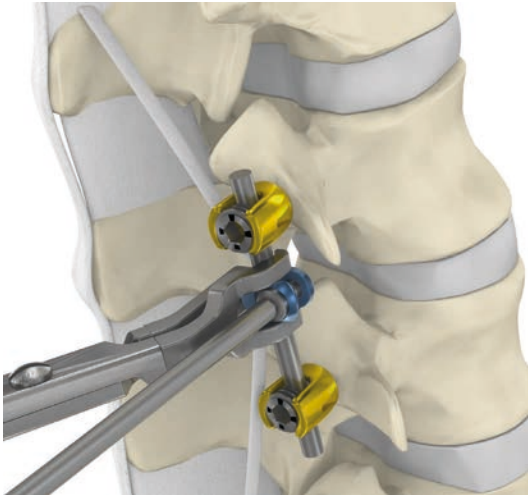
Position the band in the contralateral Connector.

Steps 1 and 2 are reproduced (P.4 and 5).

Make sure that there is no slack in the Band, between the spinous process and the connector, before clipping the connector on the rod.



OPERATIVE TECHNIQUE



INSERT THE LOCKING SCREW

Squeeze the Snapping Forceps closed to stabilize the connector onto the rod.

Insert locking screw, one half turn once the threads are engaged.

If the Band will not slide through the Connector, the screw has engaged the rod. Unscrew one quarter turn.

Release the Snapping Forceps.

USAGE OF THE BAND REDUCER

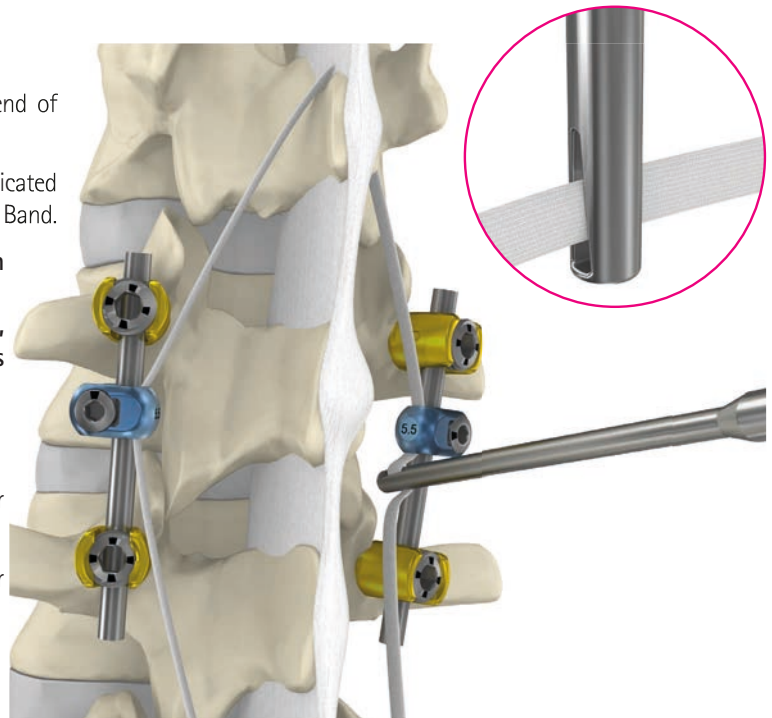
Slide the Band through the slot at the distal end of the Band Reducer.

Prior to final locking, twist the dedicated Jazz™ PF Reducer to remove any slack in the Band.

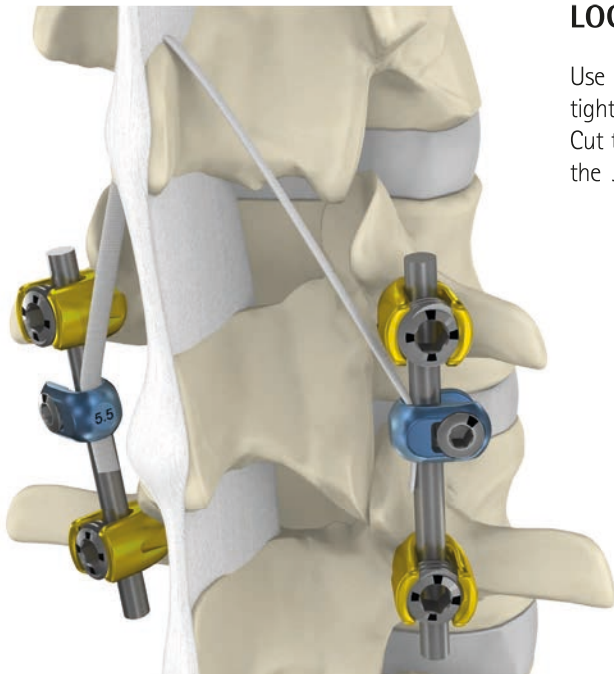
Important! The objective is to limit flexion of the upper level.
Do not tension the band, compression of upper level spinous process should be avoided.

Twist the Band Reducer:

- ▶ Clockwise for the Jazz™ PF Connector on the left rod
- ▶ Counterclockwise for the Jazz™ PF Connector on to the right



OPERATIVE TECHNIQUE



LOCK AND CUT THE BANDS

Use the Snapping Forceps and proceed with the final tightening of the Locking Screw.
Cut the remaining Band ends 5 to 10mm caudal from the Jazz™ PF connectors.

REFERENCES *IMPLANTS*

REFERENCE DESIGNATION

		Jazz™ PF Set – Composition:				
150760	JAZZ PF - 5.5 mm/Jazz Band Set		+		+	
150761	JAZZ PF - 5.5 mm/Jazz Passer Band Set		+		+	
150762	JAZZ PF - 6 mm/Jazz Band Set		+		+	
150763	JAZZ PF - 6 mm/Jazz Passer Band Set		+		+	



Jazz™ PF Dia. 5.5 mm – Connector + Screw

150758 JAZZ PF - 5.5mm Connector Kit



Jazz™ PF Dia. 6 mm – Connector + Screw

150759 JAZZ PF - 6 mm Connector Kit



Jazz™ – Band

150156 JAZZ Band



Jazz™ – Passer Band

150157 JAZZ Passer Band

REFERENCES *INSTRUMENTS*

Braid Puller Forceps

REFERENCE DESIGNATION



550058 *JAZZ- Braid Puller Forceps*

Hexagonal Screwdriver

REFERENCE DESIGNATION



550012 *JAZZ- Hexagonal Screwdriver 3,5*

550403 *Hexagonal 3.5 Evo Screwdriver*



Snapping Forceps

550061 *JAZZ - Universal Snapping Forceps*



Straight Handle

550026 *JAZZ - Straight Handle*



Screw Holder

550060 *JAZZ - Screw Holder*



Reducer

550064 *JAZZ PF - Band Reducer*



This project is cofinanced by the European Union.
Europe is committed in Aquitaine with the European fund of regional development.



Technopole Bordeaux Montesquieu • Allée François Magendie • 33650 Martillac • France
Tel: + 33 557 995 555 • Fax: + 33 557 995 700 • marketing@implanet.com • www.implanet.com

WARNINGS AND PRECAUTIONS

- Refer to the instruction leaflet about indications and contra-indications and technical specifications of the product.